


Create your FREE AthleticNET Account:

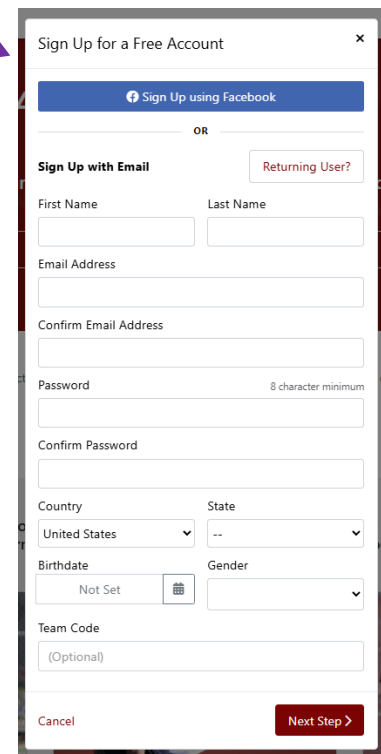
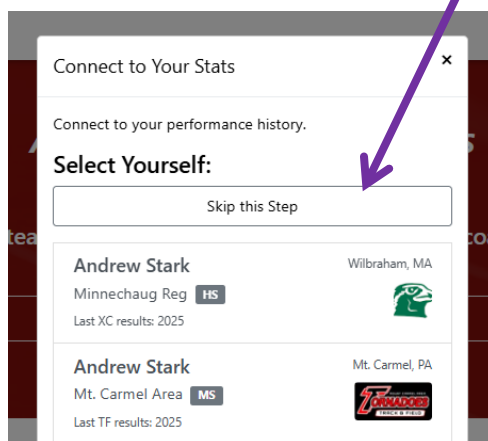
All users of AthleticNET must first create a FREE account. If you competed in the OMA Brisbane and the NZMA Championships within the past year, YOUR name will be within the system. Many NZMA members will already have an account. However, if you have not entered events via AthleticNET, you will need create your FREE account.

Follow these steps to create your FREE account.

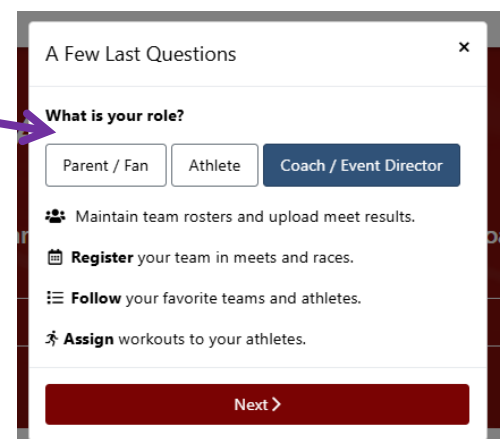
1. Open [AthleticNET homepage](#) in an internet browser.
2. Select **Create Free Account**.
3. Fill in your details, then **NEXT STEP**



4. If your 'name' is in AthleticNET, it will appear in the list, possibly more than once. Make sure you **SELECT YOUR CORECT NAME** from the list. If you have never used AthleticNET before, select 'skip this step'.


5. Select **Athlete**, answer the next few questions, select **NEXT** and then **Create Free Account**.



Create Free Account >

7. When this box appears, make sure you **select**

UPGRADE LATER.



This is a FREE Account, so do not pay for anything extra.

✓ Account Created ×

Subscribe to Athletic+

\$9.99/month
 \$7.97/month paid annually, **save \$24.24!** Plus receive a **FREE gift of your choice.** ▾
 Upgrade Later

Coupon Code

ⓘ You will be charged **\$95.64 now**, and then once every year for as long as you keep your subscription.

Enter Payment Info

Name on card

Credit or debit card
 Card number **Autofill link**

Charge Card >

8. The final task is **to verify your email address.** **Select Verify Email Address.**

Verification Needed

Before connecting to your team/organization, you must:

Verify Email Address

This message appears to complete the process. Look for the email and verify accordingly.

This window will close automatically after your email address is verified.

Verify your email: awspub@outlook.com

Athletic.net users must verify their email and yours hasn't been.

📧 Check your inbox (and SPAM folder) for the verification email from us and click on the "Verify Account" button.

Didn't receive the verification email?

Re-Send Verification

Do we have an incorrect email for you?

Correct it

You may need to add Support@athletic.net to your address book and/or ask your school's email administrator to "White List" us so that our emails don't get filtered out as spam.

Any questions, e-mail [Andrew Stark – Athletics Canterbury](mailto:Andrew.Stark@athletic.net)